
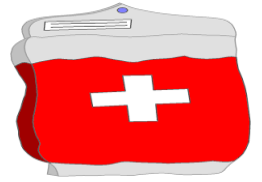


CARE BED

# CCM-FIT S

ECOFIT S is especially developed for homecare sector and offers high comfort and functionality at an advantageous price. Possible height of mattress is from 12 to 20 cm.



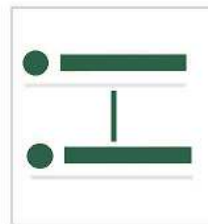
0-70 °

Backrest



0-30 °

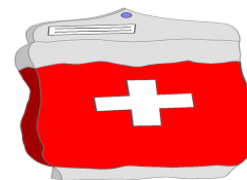
Footrest



385-810 mm  
Height adjustment



Optional  
Trendelenburg/  
Antitrendelenburg



### As standard



- Easy and fast assembly without tools
- Designed for 1 Person delivery and assembly
- 4-section steel slats platform base 90 x 200 cm with mattress guidance at head- and footrest
- Easy to clean
- All metal work is powder coated in RAL 9023 (pearl dark grey)
- Electrically operated back rest to 70° and knee break function to 30°
- Mechanical height adjustment of footrest in 5 position
- Electrically operated height adjustment 385-810 mm, stroke 425 mm
- 4 x 100 mm individually lockable castors
- Inner wood panel, side rails with safety locking
- Designed for mattresses up to 20 cm
- 24 Volt power supply for extra safety
- Emergency battery 9 V powered lowering is standard in case of mains failure
- Handset with single fault safety and locking device
- In compliance with IEC 60601-2-52
- Protection class IPX4
- Max. Patientweight: 185 KG
- Safe working load: 220 KG
- Superb stability through hooks
- Lifting pole up to 80 KG

### As an option

- Beds extension 20 cm (8")
- Electrically operated Trendelenburg-/Anti-trendelenburg function
- Side rails bumper
- Reading lamp
- Clip-on tray
- Underbedlight
- Additional wood cover for foot- and headboard for optical revalue of the care bed
- Also available in 1 m width